

# The Children's Family Trust Stakeholder Surveys

EXECUTIVE PRESENTATION

Gary Cattermole – The Survey Initiative



the survey initiative  
employee research



# Stakeholder surveys

## Your surveys

- 13 September - 6 October 2023
- Four surveys
  - Children
  - Carers
  - Local Authority Social Workers
  - Staff

## Response rates

| Children    | Carers       | LASW         | Staff        |
|-------------|--------------|--------------|--------------|
| 6%          | 35%          | 12%          | 78%          |
| 9 responses | 47 responses | 16 responses | 42 responses |

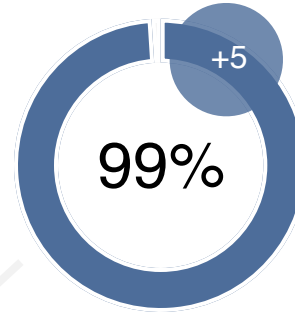
## Internal benchmark

- Comparisons against 2019 Employee survey and 2017 Local Authority and Carer surveys, drawn from reporting provided by CFT.

## External benchmark

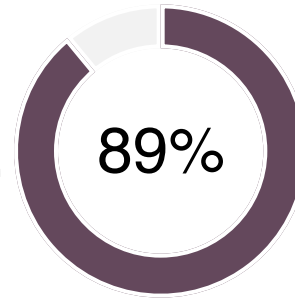
- Staff benchmark - organisation surveys conducted by The Survey Initiative over the past 3 years.
- Children's benchmark - drawn from Children's social care questionnaires 2022: what children and young people told Ofsted.

# Your dashboard



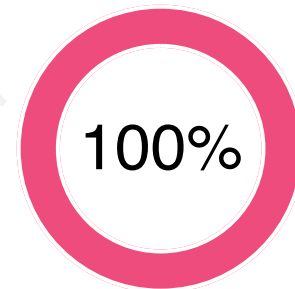
## Staff

Feel engaged working at The Children's Family Trust.  
15% points above norm.



## Carers

Are satisfied with the support they have received from CFT in the last 12 months.


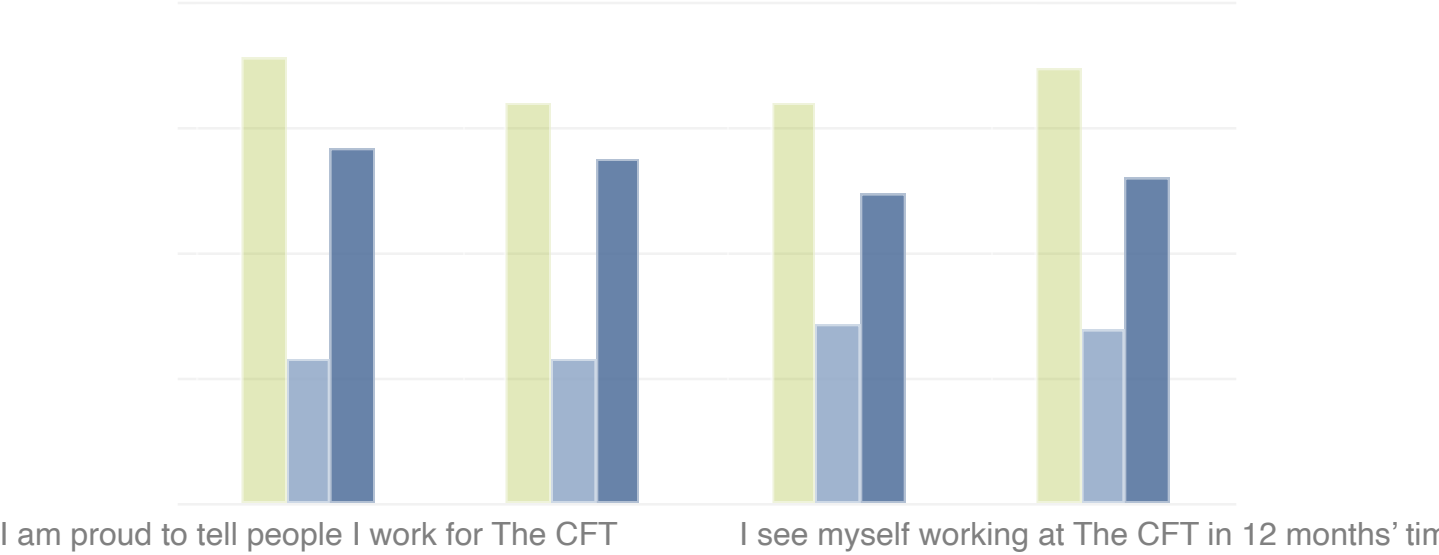
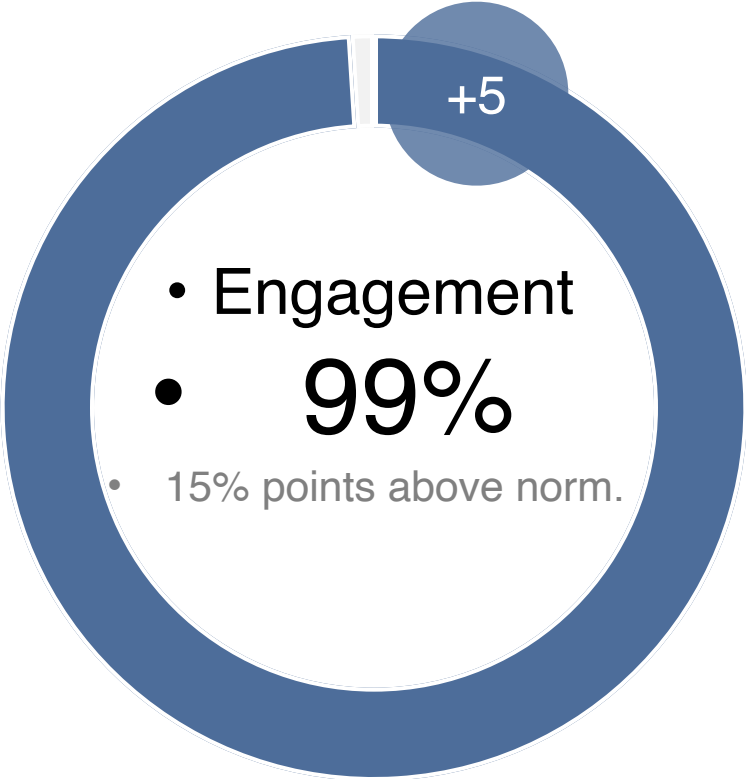


## Local Authority Social Workers

Are satisfied with the support or services they have received from CFT in the last 12 months.

\*100% selected Always compared with 89% in Children's social care questionnaires 2022: what children and young people told Ofsted.

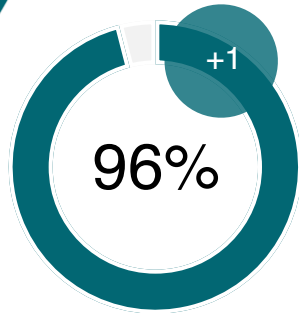
# Staff engagement at CFT




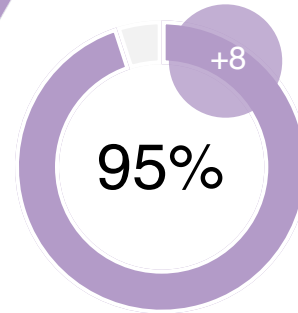
# Your pillars underpinning engagement



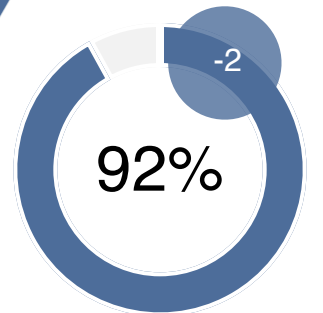
norm +13



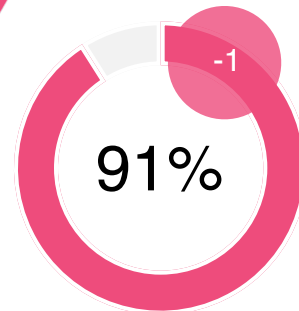
norm +20



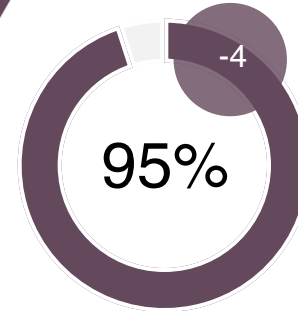
norm +17



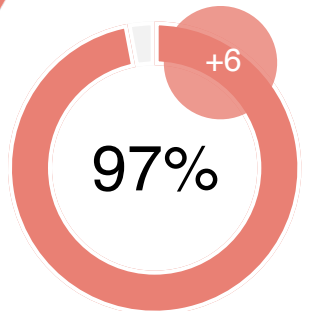
norm +11



norm +11

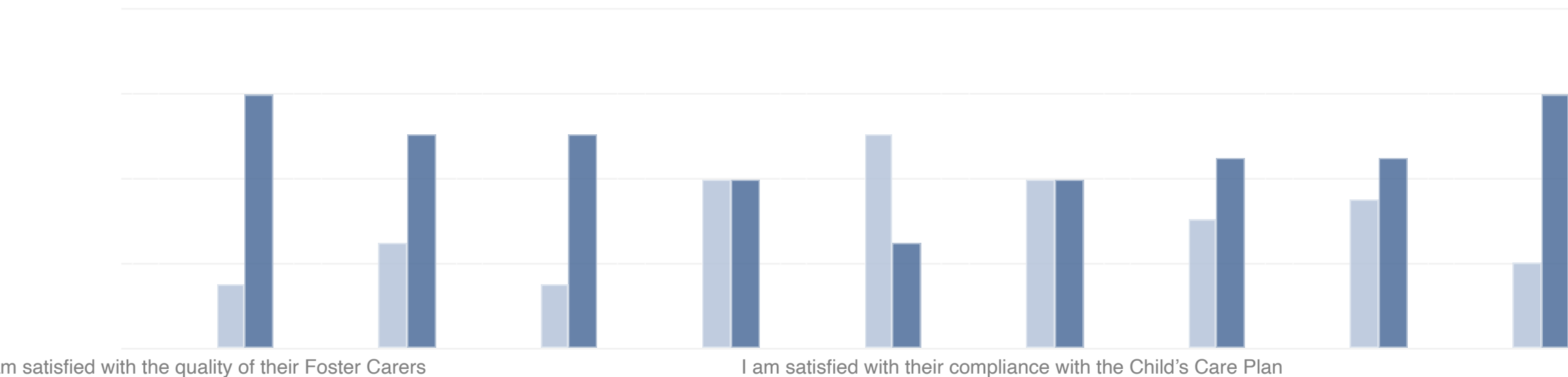
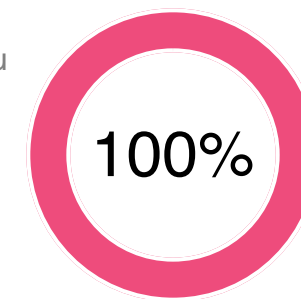


norm +13



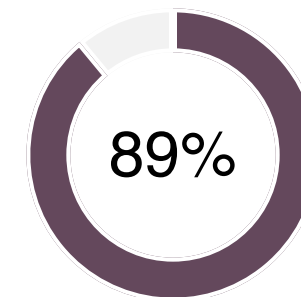
# LASW feedback

Overall, how satisfied are you with the support or services you have received from The Children's Family Trust in the last 12 months?



# Carers feedback


Overall, how satisfied are you with the support you have received from The Children's Family Trust in the last 12 months?



Professional Service – 86%

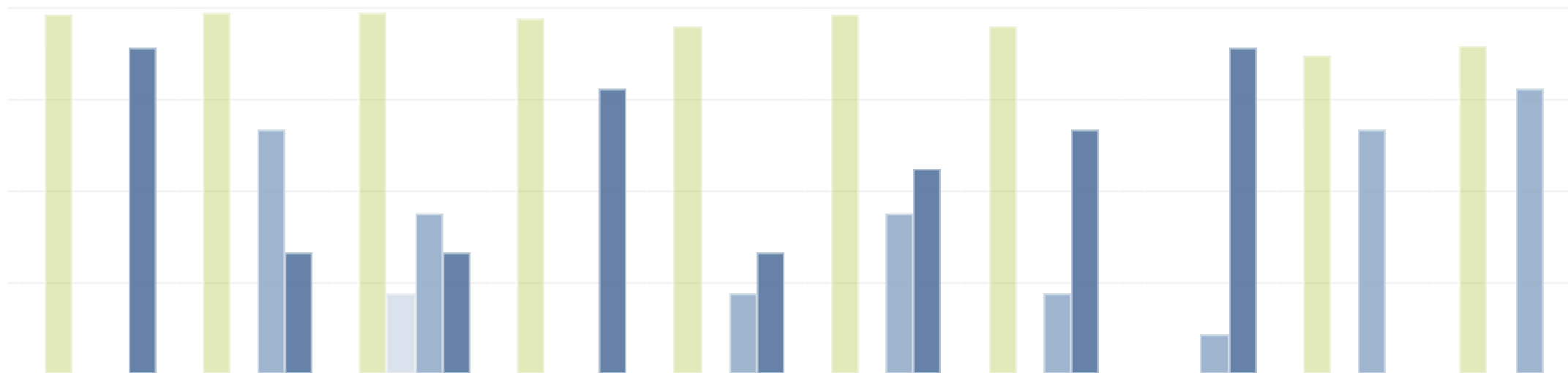
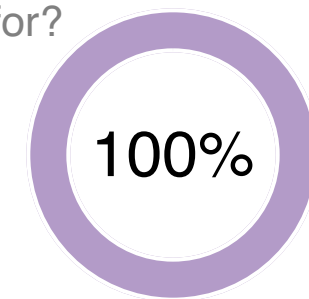
Contact with CFT – 89%

Child Support – 94%



# Childrens feedback

Do you feel well cared for?



Do you feel safe where you live or stay?

Do Staff / Foster Carers help you to do well at school or with your schoolwork?

